

PINNACLE MONITOR FOR AUTOMATED ENZYMATIC CLEANING (AEC) PROCESS

Instructions For Use Overview

PURPOSE OF THE PINNACLE AEC TEST

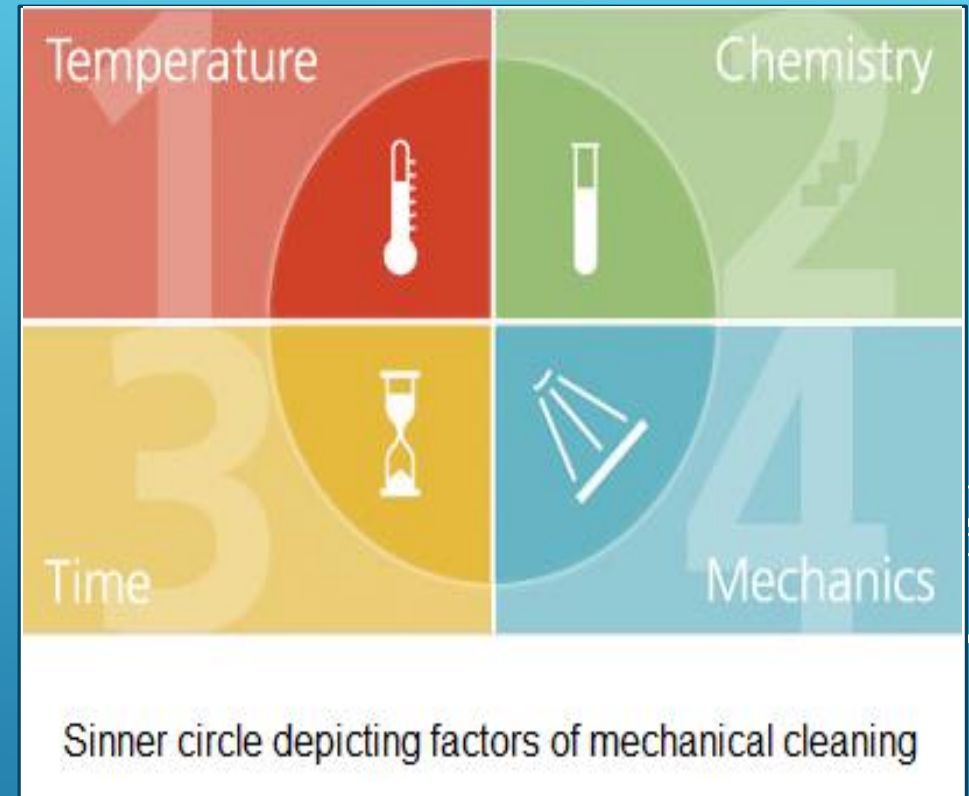
- 💧 The test is to be used to monitor the effectiveness of the washer-disinfector's instrument cleaning cycle when using enzymatic detergent.
- 💧 This test strip is also used to monitor instrument cleaning of ultrasonic cleaners when using enzymatic detergent.
- 💧 Recommended use: Daily testing (AAMI ST79:2017)
- 💧 The test has **not** been found to react to wash cycle additives such as rinse aids or lubricants (based on Serim Research testing and commercial use).

Do not use the PINNACLE AEC Test for:

- Testing bedpan or cart washers using low detergent concentrations and/or short cycle times
- Plastic ware wash cycles using low temperature settings and/or short wash cycles
- Wash cycles using non-enzymatic detergents

FACTORS INVOLVED IN MECHANICAL CLEANING

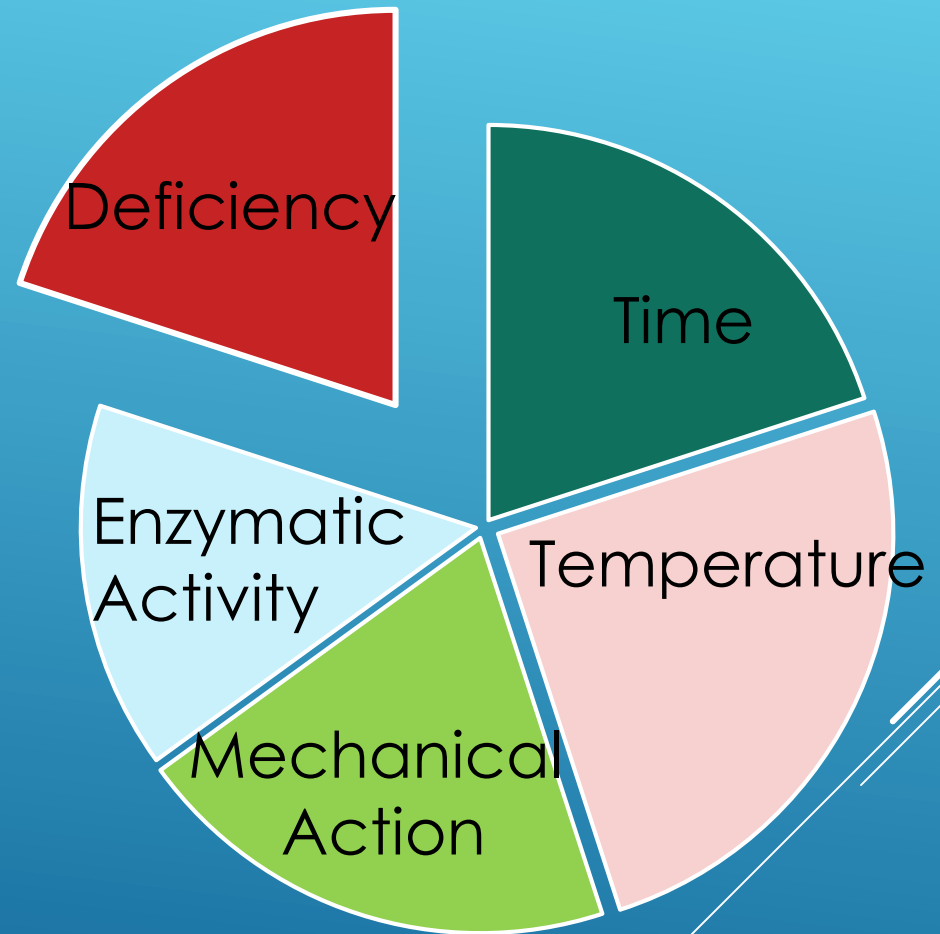
- ST79:2017- Effective cleaning relies on several independent factors and cleaning verification tests should respond to all factors affecting cleaning
- A large portion of the cleaning action is dependent on the detergent chemistry used.
- When using enzymatic detergents, wash cycle time and temperature play an important role in the action of the active enzymes on the contaminating soils.



SUBOPTIMAL CONDITIONS

A deficiency in any area may produce sub-optimal cleaning conditions

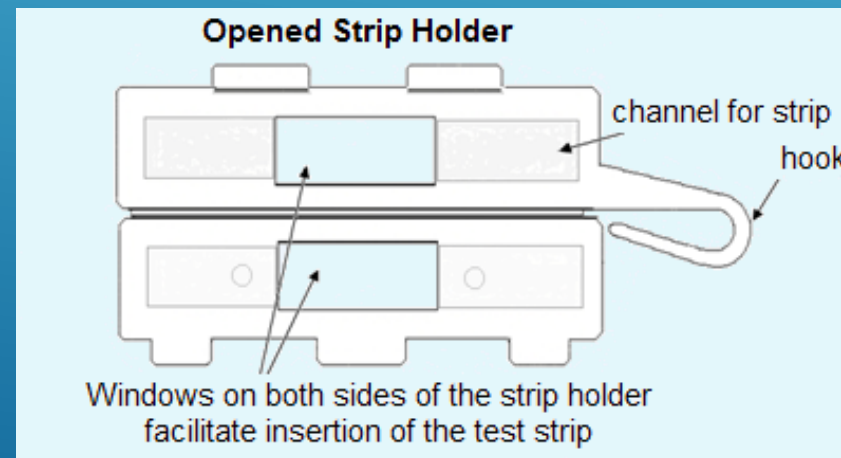
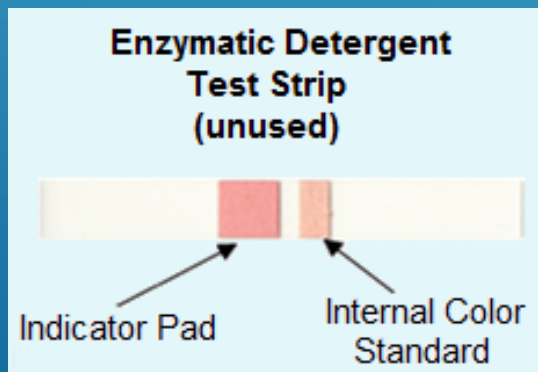
This examples shows reduced cycle time and detergent concentration
- Mechanical action also reduced due to reduced cycle time



HOW TO USE THE PINNACLE AEC TEST

💧 Test Components:

- Test Strip containing the Indicator Pad and the Internal Color Standard.
 - Comparison of Indicator color with Internal Standard color determines PASS or FAIL condition
- Test Strip Holder with hook to secure test device onto racks or baskets in washer and ultrasonic cleaner.



HOW TO USE THE PINNACLE AEC TEST

💧 Preparing Test

- Remove Pinnacle AEC test strips from bottle
- Write date/time, washer ID and location on strip
- Insert test strip in the holder
- Test devices should be used within 8 hours of preparation



Place the Pinnacle AEC test strip in the channel of the resin holder and snap closed



Slide ends of the Pinnacle AEC test strip between the crimped tabs on each end of a stainless steel holder

HOW TO USE THE PINNACLE AEC TEST

- Placement in Washer / Disinfector
- **Test Device has to hang freely, without being obstructed**

In Baskets...



- Use the hook to attach the PINNACLE test device to the handles or wire openings of baskets
- Place baskets on **middle and bottom rack**¹

1. In rare instances, when clogged nozzles or spray arms produced increased water pressure from the main spray arm, the indicator pad on a test device placed directly under the main spray arm was removed by the excessive force of water.

HOW TO USE THE PINNACLE AEC TEST

- 💧 Placement in Washer / Disinfector
- 💧 **Test Device has to hang freely, without being obstructed**

On Racks ...



...away from spray arm

Hook the test around the perimeter of the rack, do not obstruct the spray arm movement



HOW TO USE THE PINNACLE AEC TEST - ULTRASONIC CLEANERS




- ◆ Hang test around perimeter or place flat in the basket (pad side up)
 - do not obstruct test or place directly on bottom of the sonic unit

HOW TO USE THE PINNACLE AEC TEST

◆ Incorrect Placement

Test is obstructed



NOTE: PINNACLE AEC can be used during any normal wash load with instruments, testing an empty load is not required

READING PINNACLE AEC TEST RESULTS

Understanding Results:

- Remove strip from Holder, ensure that you hold strip PAD SIDE UP!
- Determine Pass/Fail results by comparing the color of the LARGER indicator pad to the *smaller* internal color standard.

PASS:

Indicator Pad is lighter than color standard



FAIL:

Indicator Pad is similar or darker than the color standard



NOTE: If pads are similar in color when wet, gently blotting can aid in pass/fail determination – See product IFU

- ▶ Please visit the Central Service Support page - <https://serim.com/support#tab3> for reference and support material including Reference Guide, Log Sheet and Instructions for Use
- ▶ Additional information and PINNACLE AEC product videos can be found at: <https://serim.com/product/31/Automated-AEC>
- ▶ Information about the PINNACLE Manual Enzymatic Cleaning Process (MEC) test can be found at <https://serim.com/product/33/Manual-MEC>